

BHP

Environmental responsibility in the Pilbara

Chris Serginson, Manager Environment

May 12, 2021



Disclaimer

Forward-looking statements

This presentation contains forward-looking statements, including statements regarding: trends in commodity prices and currency exchange rates; demand for commodities; production forecasts; plans, strategies and objectives of management; closure or divestment of certain assets, operations or facilities (including associated costs); anticipated production or construction commencement dates; capital costs and scheduling; operating costs and shortages of materials and skilled employees; anticipated productive lives of projects, mines and facilities; provisions and contingent liabilities; and tax and regulatory developments.

Forward-looking statements may be identified by the use of terminology, including, but not limited to, 'intend', 'aim', 'project', 'anticipate', 'estimate', 'plan', 'believe', 'expect', 'may', 'should', 'will', 'would', 'continue', 'annualised' or similar words. These statements discuss future expectations concerning the results of assets or financial conditions, or provide other forward-looking information.

These forward-looking statements are based on the information available as at the date of this release and are not guarantees or predictions of future performance, and involve known and unknown risks, uncertainties and other factors, many of which are beyond our control, and which may cause actual results to differ materially from those expressed in the statements contained in this release. BHP cautions against reliance on any forward-looking statements or guidance, particularly in light of the current economic climate and the significant volatility, uncertainty and disruption arising in connection with COVID-19.

For example, our future revenues from our assets, projects or mines described in this release will be based, in part, upon the market price of the minerals, metals or petroleum produced, which may vary significantly from current levels. These variations, if materially adverse, may affect the timing or the feasibility of the development of a particular project, the expansion of certain facilities or mines, or the continuation of existing assets.

Other factors that may affect the actual construction or production commencement dates, costs or production output and anticipated lives of assets, mines or facilities include our ability to profitably produce and transport the minerals, petroleum and/or metals extracted to applicable markets; the impact of foreign currency exchange rates on the market prices of the minerals, petroleum or metals we produce; activities of government authorities in the countries where we sell our products and in the countries where we are exploring or developing projects, facilities or mines, including increases in taxes; changes in environmental and other regulations; the duration and severity of the COVID-19 pandemic and its impact on our business; political uncertainty; labour unrest; and other factors identified in the risk factors discussed in BHP's filings with the U.S. Securities and Exchange Commission (the 'SEC') (including in Annual Reports on Form 20-F) which are available on the SEC's website at www.sec.gov.

Except as required by applicable regulations or by law, BHP does not undertake to publicly update or review any forward-looking statements, whether as a result of new information or future events.

Presentation of data

Unless specified otherwise: variance analysis relates to the relative performance of BHP and/or its operations during the 2020 financial year compared with the 2019 financial year; operations includes operated assets and non-operated assets; total operations refers to the combination of continuing and discontinued operations; continuing operations refers to data presented excluding the impacts of South32 from the 2014 financial year onwards, and Onshore US from the 2017 financial year onwards; copper equivalent production based on 2020 financial year average realised prices; references to Underlying EBITDA margin exclude third party trading activities; data from subsidiaries are shown on a 100 per cent basis and data from equity accounted investments and other operations is presented, with the exception of net operating assets, reflecting BHP's share; medium term refers to our five year plan. Queensland Coal comprises the BHP Mitsubishi Alliance (BMA) asset, jointly operated with Mitsubishi, and the BHP Mitsui Coal (BMC) asset, operated by BHP. Numbers presented may not add up precisely to the totals provided due to rounding.

Alternative performance measures

We use various alternative performance measures to reflect our underlying performance. For further information please refer to alternative performance measures set out on pages 51 - 62 of the BHP Results for the year ended 30 June 2020.

No offer of securities

Nothing in this presentation should be construed as either an offer or a solicitation of an offer to buy or sell BHP securities in any jurisdiction, or be treated or relied upon as a recommendation or advice by BHP.

Reliance on third party information

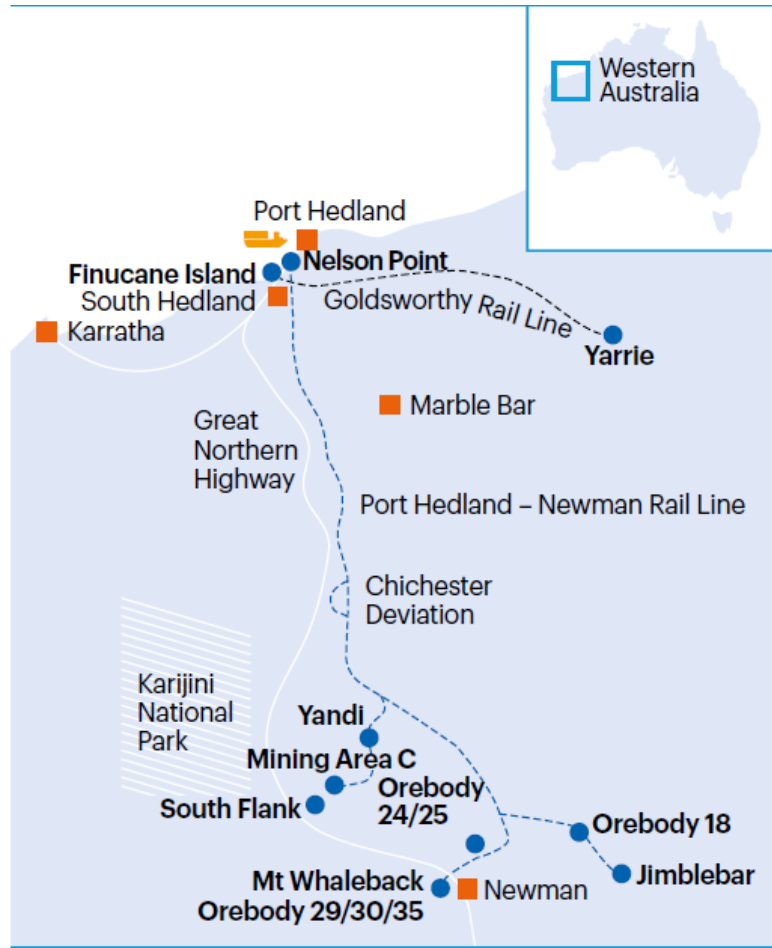
The views expressed in this presentation contain information that has been derived from publicly available sources that have not been independently verified. No representation or warranty is made as to the accuracy, completeness or reliability of the information. This presentation should not be relied upon as a recommendation or forecast by BHP.

BHP and its subsidiaries

In this presentation, the terms 'BHP', the 'Company', the 'Group', 'our business', 'organization', 'Group', 'we', 'us' and 'our' refer to BHP Group Limited, BHP Group Plc and, except where the context otherwise requires, their respective subsidiaries set out in note 13 'Related undertaking of the Group' in section 5.2 of BHP's Annual Report on Form 20-F. Those terms do not include non-operated assets. Notwithstanding that this presentation may include production, financial and other information from non-operated assets, non-operated assets are not included in the Group and, as a result, statements regarding our operations, assets and values apply only to our operated assets unless otherwise stated. Our non-operated assets include Antamina, Cerrejon, Samarco, Atlantis, Mad Dog, Bass Strait and North West Shelf.

Western Australia Iron Ore (WAIO)

Quick facts



● Existing operations 🚛 Port
--- Port Hedland - Newman Rail Line --- Goldsworthy Rail Line



Four processing hubs and five mines connected in the Pilbara region of Western Australia



Ore is crushed, beneficiated (where necessary) and blended at each processing hub to create high-grade lump and fines




These lumps and fines are then transported along more than 1000 kilometres of rail via the Port Hedland–Newman rail line to Port Hedland for export to overseas markets

WAIO People

WAIO at a glance in FY2020


Employees
and contractors
14,118



Total taxes paid
US\$3,281m



State royalties and other
payments to governments
US\$1,756m



BHP Employees

Employment Type	Workforce FTE
Residential	28%
Fly-in, fly-out	63.2%
Drive-in, drive-out	0.2%
Perth-based	8.6%

Please note table refers to BHP employees only as at February 2021

Environmental projects outside the gate

West End Greening Project

- Beautification and improving amenity of the Port Hedland streetscape. Collaborative project with Pilbara Ports Authority and Town of Port Hedland.

LEAF Vegetation Barrier Project

- Part of BHP's \$300 million air quality commitment to the Pilbara.

Care for Hedland

- A long-running partnership which includes school education, awareness and recycling programs and saving the flatback turtles

Containers for Change onsite program

- Increased employee engagement in this environmental program, to ensure the most pristine sustainable environment for the Port Hedland community.

West End Greening Program



Northern Mackay Street – before and after




Medical Centre Frontage – Before & After

- Construction began 1 November 2020
- Estimated to be completed by 30 September 2021
- Joint initiative with Pilbara Ports Authority & Town of Port Hedland
- \$3.3 million project – BHP contribution \$3 million

Reducing dust in Port Hedland

Windtunnel build by BHP to test species



Vegetation tested

Leave type	Species	Image	Collection efficiency
Small leaves	Pittosporum tenuifolium		?
Large leaves	Magnolia grandiora Teddy Bear		?
Hairy leaves	Adenonthos sericeus		✓
Needle-like leaves	Allocasuarina fraseriana		✓
Large leaves	Eucalupthus victrix		X
Needle-like leaves	Melaleuca raphiophylla		?

Wilson Street Vegetation Barrier

5,000 trees/shrubs
2000m2 project area



2021

- Trial Site establish
- Pre Order Planting, 80,000 trees/shrubs

2022

- Site trial conclude
- Phase 1 Wilson St commence

80,000 trees/shrubs
50,000m2 project area



2023

- Phase 1 delivered
- Phase 2 Anderson St commence
- Phase 1 maintenance commence

80,000 trees/shrubs
45,000m2 project area



2024

- Phase 2 delivered

2025

- Phase 2 maintenance commence

2025 . . 2032

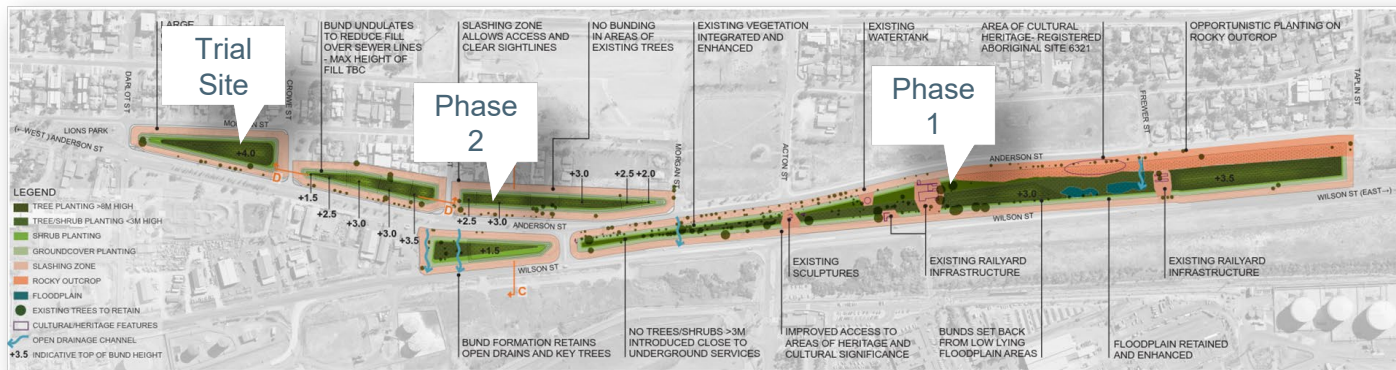
- Vegetation Barrier Growth

160,000 trees/shrubs total
11.6 ha site occupied



2032

- Effective Barrier



Care for Hedland

BHP has partnered with Care for Hedland for over 14 years investing over \$3M

Our current partnership focuses on supporting

- Coastal marine biodiversity and their acclaimed flatback turtle program
- Their sustainability program
- Their waste management program
- Their much loved community Garden



Containers for Change onsite program

On site container deposit scheme being rolled out

- Partnership with Care for Hedland to ensure our waste is at a minimum
- Recycling drop off points established at each site where departments can deliver
- Site infrastructure to pick up weekly and deliver to Care for Hedland
- Funds raised will be dispersed across four local charities.
- Staff brought on the journey by voting for recipients – staff vote will occur every year.



✓ ELIGIBLE CONTAINERS



Most glass, plastic, aluminium, steel and paper-based cartons between 150mL and 3L.

✗ INELIGIBLE CONTAINERS



Any plain milk containers, any glass containers which have contained wine or pure spirits, containers 1L or larger which have contained flavoured milk, pure fruit or vegetable juice, cordial or syrup containers, registered health tonics

Visit containersforchange.com.au

Money raised will be donated to Hedland Men's Shed, Hedland Women's Refuge, RSL Port Hedland and SAFE Hedland.



BHP

Climate action

Committed to net zero emissions by 2050

- Initiatives aimed at reducing emissions through renewable electricity.
- Pathways to Net Zero program – defines and maps emissions reduction pathways over coming decades.
- At our iron ore operations, we're prioritizing renewable electricity for fleet and conveyors



BHP